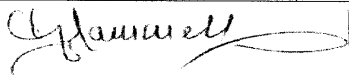


**INFORME EJECUCION DE INGRESOS - SECTOR DESCENTRALIZADO**


CONTRALORIA GENERAL DE ANTIOQUIA  
 Unidad de Contabilidad Presupuestal y del Tesoro  
 INSTITUCION EDUCATIVA OCTAVIO HARRY

Hoja No 1 de 1  
 Fecha: 08/02/2023  
 Mes Reportado: Enero  
 Vigencia Fiscal:

| NIVEL                | DESCRIPCION                                | PRESUPUESTO INICIAL | MODIFICACIONES |             |          | PRESUPUESTO DEFINITIVO | RECAUDO MES | RECAUDOS ACUMULADOS | SALDO | %EJECUCION |
|----------------------|--|---------------------|----------------|-------------|----------|------------------------|-------------|---------------------|-------|------------|
|                      |  |                     | ADICIONES      | REDUCCIONES | CREDITOS |                        |             |                     |       |            |
| 16                   | BELEN                                      | 60,045,402          |                |             |          | 60,045,402             |             | 60,045,402          | 0.00% |            |
| 16935                | 935  | 60,045,402          |                |             |          | 60,045,402             |             | 60,045,402          | 0.00% |            |
| 169351606            | LAS PLAYAS                                 | 60,045,402          |                |             |          | 60,045,402             |             | 60,045,402          | 0.00% |            |
| 16935160610500100327 | INSTITUCION EDUCATIVA OCTAVIO HARRY        | 60,045,402          |                |             |          | 60,045,402             |             | 60,045,402          | 0.00% |            |
| 16935160610500100327 | RECURSOS PROPIOS                           | 2,881,000           |                |             |          | 2,881,000              |             | 2,881,000           | 0.00% |            |
| 16935160610500100327 | INGRESOS                                   | 2,881,000           |                |             |          | 2,881,000              |             | 2,881,000           | 0.00% |            |
| 16935160610500100327 | INGRESOS CORRIENTES                        | 2,880,000           |                |             |          | 2,880,000              |             | 2,880,000           | 0.00% |            |
| 16935160610500100327 | INGRESOS NO TRIBUTARIOS                    | 2,880,000           |                |             |          | 2,880,000              |             | 2,880,000           | 0.00% |            |
| 16935160610500100327 | VENTA DE BIENES Y SERVICIOS                | 2,880,000           |                |             |          | 2,880,000              |             | 2,880,000           | 0.00% |            |
| 16935160610500100327 | VENTAS DE ESTABLECIMIENTOS D               | 180,000             |                |             |          | 180,000                |             | 180,000             | 0.00% |            |
| 16935160610500100327 | Certificados egresados por fuera del siste | 180,000             |                |             |          | 180,000                |             | 180,000             | 0.00% |            |
| 16935160610500100327 | VENTAS INCIDENTALES DE ESTABI              | 2,700,000           |                |             |          | 2,700,000              |             | 2,700,000           | 0.00% |            |
| 16935160610500100327 | Ingresos por Contrato de Concesion         | 2,700,000           |                |             |          | 2,700,000              |             | 2,700,000           | 0.00% |            |
| 16935160610500100327 | RECURSOS DE CAPITAL                        | 1,000               |                |             |          | 1,000                  |             | 1,000               | 0.00% |            |
| 16935160610500100327 | RENDIMIENTOS FINANCIEROS                   | 1,000               |                |             |          | 1,000                  |             | 1,000               | 0.00% |            |
| 16935160610500100327 | RENDIMIENTOS FINANCIEROS DE I              | 1,000               |                |             |          | 1,000                  |             | 1,000               | 0.00% |            |
| 16935160610500100327 | RENDIMIENTOS FINANCIEROS                   | 1,000               |                |             |          | 1,000                  |             | 1,000               | 0.00% |            |
| 16935160610500100327 | Rendimientos de operaciones financieras    | 1,000               |                |             |          | 1,000                  |             | 1,000               | 0.00% |            |
| 16935160610500100327 | TRANSFERENCIAS NACIONALES S                | 57,164,402          |                |             |          | 57,164,402             |             | 57,164,402          | 0.00% |            |
| 16935160610500100327 | INGRESOS                                   | 57,164,402          |                |             |          | 57,064,402             |             | 57,164,402          | 0.00% |            |
| 16935160610500100327 | INGRESOS CORRIENTES                        | 57,064,402          |                |             |          | 57,064,402             |             | 57,064,402          | 0.00% |            |
| 16935160610500100327 | INGRESOS NO TRIBUTARIOS                    | 57,064,402          |                |             |          | 57,064,402             |             | 57,064,402          | 0.00% |            |
| 16935160610500100327 | TRANSFERENCIAS CORRIENTES                  | 57,064,402          |                |             |          | 57,064,402             |             | 57,064,402          | 0.00% |            |
| 16935160610500100327 | SISTEMA GENERAL DE PARTICIPAC              | 57,064,402          |                |             |          | 57,064,402             |             | 57,064,402          | 0.00% |            |
| 16935160610500100327 | Transferencias Nacionales SGP Gratuitad    | 57,064,402          |                |             |          | 57,064,402             |             | 57,064,402          | 0.00% |            |
| 16935160610500100327 | RECURSOS DE CAPITAL                        | 100,000             |                |             |          | 100,000                |             | 100,000             | 0.00% |            |
| 16935160610500100327 | RENDIMIENTOS FINANCIEROS                   | 100,000             |                |             |          | 100,000                |             | 100,000             | 0.00% |            |
| 16935160610500100327 | RENDIMIENTOS FINANCIEROS DE I              | 100,000             |                |             |          | 100,000                |             | 100,000             | 0.00% |            |
| 16935160610500100327 | RENDIMIENTOS FINANCIEROS                   | 100,000             |                |             |          | 100,000                |             | 100,000             | 0.00% |            |
| 16935160610500100327 | Rendimientos de operaciones financieras    | 100,000             |                |             |          | 100,000                |             | 100,000             | 0.00% |            |

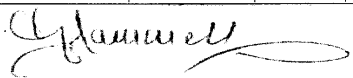


Kamell Deonni Gutierrez Valencia  
 RECTOR




CLAUDIA MILENA MUÑOZ MARÍN  
 TESORERO

| RECURSOS ADMINISTRADOS <input checked="" type="checkbox"/> |                            | RECURSOS DE LA NACIÓN <input type="checkbox"/> |                    |           |           |             |                        |             |              |       |                   |                    |                   |       |
|--|----------------------------|--|--------------------|-----------|-----------|-------------|------------------------|-------------|--------------|-------|-------------------|--------------------|-------------------|-------|
| IDENTIFICACION PRESUPUESTAL                                | DESCRIPCIÓN                | APROPIACION INICIAL                            | MODIFICACIONES     |           |           |             | APROPIACION DEFINITIVA | COMPROMISOS | OBLIGACIONES | PAGOS | SALDO COMPROMISOS | SALDO OBLIGACIONES | SALDO APROPIACION | %EJEC |
|  |                            |  | TRASLADOS CREDITOS | CONTRACRE | ADICIONES | REDUCCIONES |                        |             |              |       |                   |                    |                   |       |
| 16   | BELEN                      | 60,045,402                                     |                    |           |           |             | 60,045,402             |             |              |       |                   |                    | 60,045,402        | 0.00% |
| 16935  | 935                        | 60,045,402                                     |                    |           |           |             | 60,045,402             |             |              |       |                   |                    | 60,045,402        | 0.00% |
| 169351606  | LAS PLAYAS                 | 60,045,402                                     |                    |           |           |             | 60,045,402             |             |              |       |                   |                    | 60,045,402        | 0.00% |
| 169351606105001003271                                      | INSTITUCION EDUCA          | 60,045,402                                     |                    |           |           |             | 60,045,402             |             |              |       |                   |                    | 60,045,402        | 0.00% |
| 16935160610500100327101                                    | RECURSOS PROPIOS           | 2,881,000                                      |                    |           |           |             | 2,881,000              |             |              |       |                   |                    | 2,881,000         | 0.00% |
| 16935160610500100327101                                    | GASTOS                     | 2,881,000                                      |                    |           |           |             | 2,881,000              |             |              |       |                   |                    | 2,881,000         | 0.00% |
| 16935160610500100327101                                    | GASTOS DE FUNCION          | 86,000   |                    |           |           |             | 86,000                 |             |              |       |                   |                    | 86,000            | 0.00% |
| 16935160610500100327101                                    | ADQUISICION DE BIE         | 86,000   |                    |           |           |             | 86,000                 |             |              |       |                   |                    | 86,000            | 0.00% |
| 16935160610500100327101                                    | ADQUISICIONES DIFE         | 86,000   |                    |           |           |             | 86,000                 |             |              |       |                   |                    | 86,000            | 0.00% |
| 16935160610500100327101                                    | Adquisición de servicios   | 86,000   |                    |           |           |             | 86,000                 |             |              |       |                   |                    | 86,000            | 0.00% |
| 16935160610500100327101                                    | Servicios financieros y se | 86,000   |                    |           |           |             | 86,000                 |             |              |       |                   |                    | 86,000            | 0.00% |
| 16935160610500100327101                                    | INVERSION                  | 2,795,000                                      |                    |           |           |             | 2,795,000              |             |              |       |                   |                    | 2,795,000         | 0.00% |
| 16935160610500100327101                                    | ADQUISICION DE BIE         | 2,795,000                                      |                    |           |           |             | 2,795,000              |             |              |       |                   |                    | 2,795,000         | 0.00% |
| 16935160610500100327101                                    | ADQUISICIONES DE A         | 2,795,000                                      |                    |           |           |             | 2,795,000              |             |              |       |                   |                    | 2,795,000         | 0.00% |
| 16935160610500100327101                                    | Activos fijos              | 2,795,000                                      |                    |           |           |             | 2,795,000              |             |              |       |                   |                    | 2,795,000         | 0.00% |
| 16935160610500100327101                                    | Mantenimiento de infraes   | 2,795,000                                      |                    |           |           |             | 2,795,000              |             |              |       |                   |                    | 2,795,000         | 0.00% |
| 16935160610500100327101                                    | TRNASFERENCIAS N/          | 57,164,402                                     |                    |           |           |             | 57,164,402             |             |              |       |                   |                    | 57,164,402        | 0.00% |
| 16935160610500100327102                                    | GASTOS                     | 57,164,402                                     |                    |           |           |             | 57,164,402             |             |              |       |                   |                    | 57,164,402        | 0.00% |
| 16935160610500100327102                                    | GASTOS DE FUNCION          | 30,664,402                                     |                    |           |           |             | 30,664,402             |             |              |       |                   |                    | 30,664,402        | 0.00% |
| 16935160610500100327102                                    | ADQUISICION DE BIE         | 30,664,402                                     |                    |           |           |             | 30,664,402             |             |              |       |                   |                    | 30,664,402        | 0.00% |
| 16935160610500100327102                                    | ADQUISICIONES DIFE         | 30,664,402                                     |                    |           |           |             | 30,664,402             |             |              |       |                   |                    | 30,664,402        | 0.00% |
| 16935160610500100327102                                    | Materiales y suministros   | 11,800,000                                     |                    |           |           |             | 11,800,000             |             |              |       |                   |                    | 11,800,000        | 0.00% |
| 16935160610500100327102                                    | Otros bienes transportabl  | 11,800,000                                     |                    |           |           |             | 11,800,000             |             |              |       |                   |                    | 11,800,000        | 0.00% |
| 16935160610500100327102                                    | Adquisición de servicios   | 18,864,402                                     |                    |           |           |             | 18,864,402             |             |              |       |                   |                    | 18,864,402        | 0.00% |
| 16935160610500100327102                                    | Remuneración servicios t   | 2,864,402                                      |                    |           |           |             | 2,864,402              |             |              |       |                   |                    | 2,864,402         | 0.00% |
| 16935160610500100327102                                    | Prestación de servicios pr | 13,500,000                                     |                    |           |           |             | 13,500,000             |             |              |       |                   |                    | 13,500,000        | 0.00% |
| 16935160610500100327102                                    | Servicios prestados de im  | 2,500,000                                      |                    |           |           |             | 2,500,000              |             |              |       |                   |                    | 2,500,000         | 0.00% |
| 16935160610500100327102                                    | INVERSION                  | 26,500,000                                     |                    |           |           |             | 26,500,000             |             |              |       |                   |                    | 26,500,000        | 0.00% |
| 16935160610500100327102                                    | ADQUISICION DE BIE         | 26,500,000                                     |                    |           |           |             | 26,500,000             |             |              |       |                   |                    | 26,500,000        | 0.00% |
| 16935160610500100327102                                    | ADQUISICIONES DE A         | 24,500,000                                     |                    |           |           |             | 24,500,000             |             |              |       |                   |                    | 24,500,000        | 0.00% |
| 16935160610500100327102                                    | Activos fijos              | 24,500,000                                     |                    |           |           |             | 24,500,000             |             |              |       |                   |                    | 24,500,000        | 0.00% |
| 16935160610500100327102                                    | Mantenimiento de infraes   | 18,000,000                                     |                    |           |           |             | 18,000,000             |             |              |       |                   |                    | 18,000,000        | 0.00% |
| 16935160610500100327102                                    | Dotacion institucional de  | 6,500,000                                      |                    |           |           |             | 6,500,000              |             |              |       |                   |                    | 6,500,000         | 0.00% |
| 16935160610500100327102                                    | ADQUISICIONES DIFE         | 2,000,000                                      |                    |           |           |             | 2,000,000              |             |              |       |                   |                    | 2,000,000         | 0.00% |
| 16935160610500100327102                                    | Adquisición de servicios   | 2,000,000                                      |                    |           |           |             | 2,000,000              |             |              |       |                   |                    | 2,000,000         | 0.00% |
| 16935160610500100327102                                    | Actividades pedagógicas,   | 2,000,000                                      |                    |           |           |             | 2,000,000              |             |              |       |                   |                    | 2,000,000         | 0.00% |



Kammell Deonni Gutierrez Valencia  
RECTOR



CLAUDIA MILENA MUÑOZ MARÍN  
TESORERO