
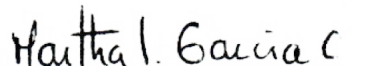


NIVEL	DESCRIPCION	PRESUPUESTO INICIAL	MODIFICACIONES				PRESUPUESTO DEFINITIVO	RECAUDO MES	RECAUDOS ACUMULADOS	SALDO	%EJECUCION
			ADICIONES	REDUCCIONES	CREDITOS	CONTRA CREDITOS					
13	SAN JAVIER	114,539,000	56,005,697				170,544,697	5,085,672	176,685,320	(6,140,623)	2.98%
13931	931	114,539,000	56,005,697				170,544,697	5,085,672	176,685,320	(6,140,623)	2.98%
139311319	EL SOCORRO	114,539,000	56,005,697				170,544,697	5,085,672	176,685,320	(6,140,623)	2.98%
13931131910500102669	INST EDUC FUNDADORES	114,539,000	56,005,697				170,544,697	5,085,672	176,685,320	(6,140,623)	2.98%
13931131910500102669	RECURSOS PROPIOS	13,110,000	6,958,117				20,068,117	159,560	21,285,143	(1,217,026)	0.80%
13931131910500102669	Intereses de mora rentas contractuales							200	19,500	(19,500)	
13931131910500102669	Certificados egresados por fuera del siste	100,000					100,000	10,000	223,000	(123,000)	10.00%
13931131910500102669	Derechos académicos y servicios comple	4,000,000					4,000,000	149,166	4,615,000	(615,000)	3.73%
13931131910500102669	Ingresos por Contrato de Concesión	9,000,000					9,000,000		9,450,000	(450,000)	0.00%
13931131910500102669	Rendimientos de operaciones financieras	10,000					10,000	194	19,526	(9,526)	1.94%
13931131910500102669	Otros Recursos del Balance recursos pro		6,958,117				6,958,117		6,958,117		0.00%
13931131910500102669	TRANSFERENCIAS NACIONALES SC	101,429,000	49,047,544				150,476,544	915	150,474,944	1,600	0.00%
13931131910500102669	Transferencias Nacionales SGP Gratuita	101,409,000	46,684,520				148,093,520		148,093,520		0.00%
13931131910500102669	Rendimientos de operaciones financieras	20,000					20,000	915	18,400	1,600	4.58%
13931131910500102669	Otros Recursos del Balance SGP		2,363,024				2,363,024		2,363,024		0.00%
13931131910500102669	TRANSFERENCIAS MUNICIPALES		36				36	4,925,197	4,925,233	(4,925,197)	1681102.78%
13931131910500102669	Otras transferencias municipales							4,925,197	4,925,197	(4,925,197)	
13931131910500102669	Otros Recursos del Balance transferenci		36				36		36		0.00%

  
 LUIS GUILLERMO GALOFRE SAAVERDRA  
 RECTOR

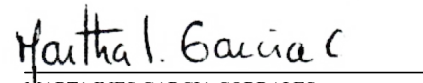
  
 MARTA INES GARCIA CORRALES  
 TESORERO

RECURSOS ADMINISTRADOS

RECURSOS DE LA NACIÓN

IDENTIFICACION PRESUPUESTAL	DESCRIPCIÓN	APROPIACION INICIAL	MODIFICACIONES			APROPIACION DEFINITIVA	COMPROMISOS	OBLIGACIONES	PAGOS	SALDO COMPROMISOS	SALDO OBLIGACIONES	SALDO APROPIACION	%EJEC	
			TRASLADOS		ADICIONES									REDUCCIONES
			CREDITOS	CONTRACRE										
13	SAN JAVIER	114,539,000			56,005,697	170,544,697	166,117,094	166,117,094	165,017,094		1,100,000	4,427,603	97.40%	
13931	931	114,539,000			56,005,697	170,544,697	166,117,094	166,117,094	165,017,094		1,100,000	4,427,603	97.40%	
139311319	EL SOCORRO	114,539,000			56,005,697	170,544,697	166,117,094	166,117,094	165,017,094		1,100,000	4,427,603	97.40%	
139311319105001026697	INST EDUC FUNDADOC	114,539,000			56,005,697	170,544,697	166,117,094	166,117,094	165,017,094		1,100,000	4,427,603	97.40%	
13931131910500102669701	RECURSOS PROPIOS	13,110,000			6,958,117	20,068,117	19,649,617	19,649,617	19,649,617			418,500	97.91%	
13931131910500102669701	Otros bienes transportabi	13,000,000			1,921,141	14,921,141	14,575,015	14,575,015	14,575,015			346,126	97.68%	
13931131910500102669701	Servicios financieros y s	110,000				110,000	37,626	37,626	37,626			72,374	34.21%	
13931131910500102669701	Prestación de servicios p				936,976	936,976	936,976	936,976	936,976				100.00%	
13931131910500102669701	Mantenimiento de infrae				4,100,000	4,100,000	4,100,000	4,100,000	4,100,000				100.00%	
13931131910500102669702	TRANSFERENCIAS NA	101,429,000			49,047,544	150,476,544	146,467,477	146,467,477	145,367,477		1,100,000	4,009,067	97.34%	
13931131910500102669702	Otros bienes transportabi	13,779,000			7,684,520	21,463,520	20,761,471	20,761,471	20,761,471			702,049	96.73%	
13931131910500102669702	Servicios financieros y s	50,000				50,000						50,000	0.00%	
13931131910500102669702	Remuneración servicios	10,000,000			2,000,000	12,000,000	11,921,926	11,921,926	11,921,926			78,074	99.35%	
13931131910500102669702	Prestación de servicios p	12,600,000			2,363,024	14,963,024	12,263,024	12,263,024	11,163,024		1,100,000	2,700,000	81.96%	
13931131910500102669702	Servicios prestados de in	5,000,000			2,000,000	7,000,000	6,994,400	6,994,400	6,994,400			5,600	99.92%	
13931131910500102669702	Mantenimiento de infrae	29,000,000			10,000,000	39,000,000	38,998,655	38,998,655	38,998,655			1,345	100.00%	
13931131910500102669702	Dotacion institucional de	18,000,000			15,000,000	33,000,000	32,968,001	32,968,001	32,968,001			31,999	99.90%	
13931131910500102669702	Transporte Escolar	6,000,000			3,000,000	9,000,000	8,580,000	8,580,000	8,580,000			420,000	95.33%	
13931131910500102669702	Actividades pedagógicas	7,000,000			7,000,000	14,000,000	13,980,000	13,980,000	13,980,000			20,000	99.86%	
13931131910500102669703	TRANSFERENCIAS MI				36	36						36	0.00%	
13931131910500102669703	Otros bienes transportabi				36	36						36	0.00%	

  
 LUIS GUILLERMO GALOFRE SAAVERDRA  
 RECTOR

  
 MARTA INES GARCIA CORRALES  
 TESORERO