



NOMBRE DEL DOCENTE: **JHON HEILER GARCIA MOSQUERA**
CONTACTO: **3102715424** CORREO: **ingles.rdb1011@gmail.com**
AREA: **INGLÉS** GRADO: **10** GRUPO: **1 Y 2** FECHA: _____


NOMBRE DEL ALUMNO _____


TALLER # 2

- 1) Leer las oraciones y poner el auxiliar correspondiente a cada una de estas.


do, don't, does, doesn't

Read the sentences and questions below and then complete them with do/ don't/ does/ doesn't.

1. Where _____ Layla like to do her shopping? (+) 

2. _____ Ali know how to drive? (+) 


3. My son _____ like eating vegetables. (-) 

4. I _____ like eating very spicy food. (-) 

5. _____ you help your mother? Yes, I _____.

6. _____ Hiba eat breakfast? (+) No, she _____.

7. _____ Bill play on the iPad all day? (+) Yes, he _____.


8. When _____ the bus usually arrive? (+) 

9. What time _____ you usually wake up? (+) 


10. My son _____ tidy his room at the weekend. (-)

11. _____ your parents like playing golf?(+) No, they _____.

12. _____ your aunt work at Debenhams? (+)

13. How much time _____ it take you to make a cake? (+) 

14. Tim _____ want to come with us . (-)

15. Who _____ Alex want: mum or dad? (+) 

16. They _____ want to go to Dubai in the summer. (-)

2) Poner (this- that- these- those) en el espacio a continuación, además, consultar el significado de las palabras del paréntesis.

This - that - these - those

<p>_____ is my bed.</p>	<p>_____ are my scissors.</p>
<p>_____ are my glasses.</p>	<p>_____ is my car.</p>
<p>_____ are my gloves.</p>	<p>_____ is my sharpener.</p>
<p>_____ is my house.</p>	<p>_____ are my dolls.</p>
<p>_____ are my socks.</p>	<p>_____ are my cows.</p>
<p>_____ is my sofa.</p>	<p>_____ is my skirt.</p>
<p>_____ are my apples.</p>	<p>_____ is my computer.</p>
<p>_____ is my teacher.</p>	<p>_____ are my biscuits.</p>

3) Elaborar 5 oraciones utilizando presente continuo y 5 utilizando presente simple, ambas en las 3 formas (afirmativa, negativa e interrogativa).

Fuente:

https://es.liveworksheets.com/user/mada_1?orderby=mostpopularfirst&content=&language=&subject=&level=&age=&following=&favourites=&myworksheets=&page=3