



NOMBRE DEL DOCENTE: **JHON HEILER GARCIA MOSQUERA**  
 CONTACTO: **3102715424** CORREO: **ingles.rdb1011@gmail.com**  
 AREA: **INGLÉS** GRADO: **9** GRUPO: **1 Y 2** FECHA: **01 AL 05 FEB 2021**

NOMBRE DEL ALUMNO \_\_\_\_\_

### TALLER # 1

- 1) Completar los incisos A, B, C y D:  
 A- Presente simple, Agregar (S ó ES) a los verbos  
 B- Elabora estas oraciones en forma negativa.  
 C- Completa las oraciones con las opciones que aparecen abajo.  
 D- Utiliza (don't o doesn't) de acuerdo al sujeto.

#### A) Add **-s** or **-es** to the verbs:

- |                |                  |
|----------------|------------------|
| 1. see _____   | 14. wake _____   |
| 2. take _____  | 15. teach _____  |
| 3. brush _____ | 16. lose _____   |
| 4. kiss _____  | 17. catch _____  |
| 5. call _____  | 18. buy _____    |
| 6. give _____  | 19. pass _____   |
| 7. play _____  | 20. come _____   |
| 8. study _____ | 21. fight _____  |
| 9. watch _____ | 22. water _____  |
| 10. help _____ | 23. choose _____ |
| 11. cut _____  | 24. fly _____    |
| 12. cry _____  | 25. match _____  |
| 13. swim _____ | 26. carry _____  |

#### B) Write the sentences negative

- 1.- Rahul cycles to work every day (-)  
.....
- 2.- The shop closes at 7 o'clock. (-)  
.....
- 3.- Ayaan eats vegetables. (-)  
.....
- 4.- Anika watches Punjabi films (-)  
.....
5. You help your parents. (-)  
.....
- 6.- Amar works at the pub. (-)  
.....
- 7.- Tom makes his bed. (-)  
.....
- 8.- My sister plays the drums. (-)  
.....
- 9.- The clock strikes ten. (-)  
.....

















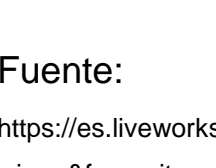

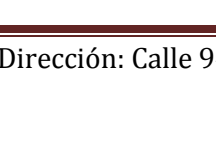
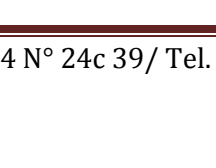

#### C) Write the correct option:

- 1.- Ayaan ..... his homework at home.  
a)do b)dos c)does
- 2.- Esha ..... emails to her friends.  
a)send b)sendes c)sends
- 3.- Samar ..... like eating fish and chips.  
a)dosn't b)doesn't c)don't
- 4.- Gita and you ..... my best friends.  
a)is b)are c)isn't
- 5.-Rahul ..... good marks at school.  
a)get b)getes c)gets
- 6.- Today it ..... Monday  
a)are b)is
- 7.- Shaurya ..... in the sea.  
a)swim b)swims
- 8.The doctor .....my teeth  
a)check b)checks
- 9.-You ..... many letters.  
a)write b)writes
- 10.-Madhav ..... spiders.  
a)hate b)hats c)hates

#### Fill in **don't** or **doesn't**:

1. Bill \_\_\_\_\_ play tennis every Sunday.
2. We \_\_\_\_\_ go to the park.
3. Kirti \_\_\_\_\_ like to eat fish.
4. Sham \_\_\_\_\_ wear long dresses.
5. I \_\_\_\_\_ like to get up early.
6. My brothers \_\_\_\_\_ like to drink milk.
7. My cousin \_\_\_\_\_ know Italian well.
8. I \_\_\_\_\_ like to walk with my dog.
9. Ram \_\_\_\_\_ go to the gym.
10. They \_\_\_\_\_ understand this rule.
11. We \_\_\_\_\_ often go to the movies.
12. Lily \_\_\_\_\_ wear shorts at all.
13. Timmy \_\_\_\_\_ grow flowers in the garden.

2) De acuerdo a las imágenes, escriba las palabras antónimas de estos adjetivos y poner la traducción de todos en la hoja de respuesta.

					
		<p><b>THIN</b>      <b>HEAVY</b>  <b>FULL</b>      <b>POOR</b>  <b>STRONG</b>      <b>BAD</b>  <b>WET</b>      <b>DIFFICULT</b>  <b>FAST</b>      <b>EMPTY</b>  <b>OLD</b>      <b>FAT</b>  <b>BIG</b>      <b>HAPPY</b>  <b>EASY</b>      <b>TALL</b>  <b>DRY</b>      <b>LIGHT</b>  <b>COLD</b>      <b>SLOW</b>  <b>SAD</b>      <b>SHORT</b>  <b>YOUNG</b>      <b>SMALL</b>  <b>RICH</b>      <b>WEAK</b>  <b>HOT</b>      <b>GOOD</b></p>			
					
					
					

Fuente:

[https://es.liveworksheets.com/user/mada\\_1?orderby=mostpopularfirst&content=&language=&subject=&level=&age=&following=&favourites=&myworksheets=&page=3](https://es.liveworksheets.com/user/mada_1?orderby=mostpopularfirst&content=&language=&subject=&level=&age=&following=&favourites=&myworksheets=&page=3)