

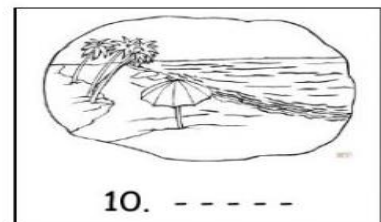
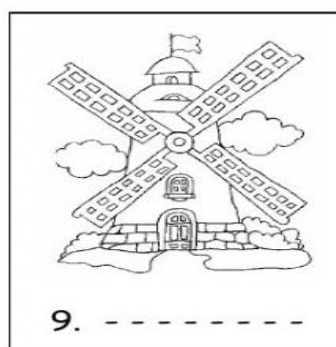
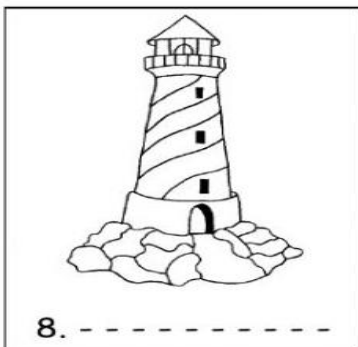
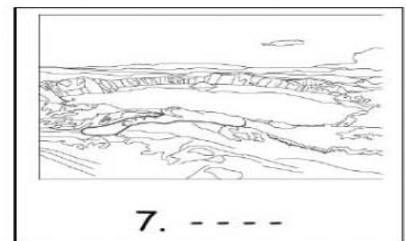
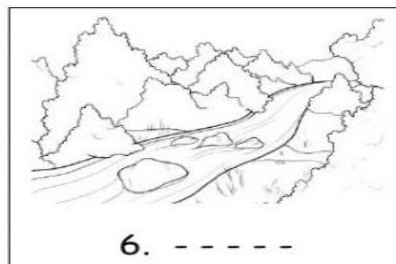
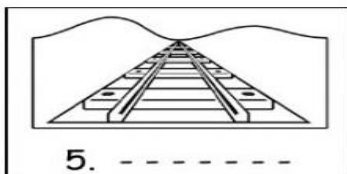
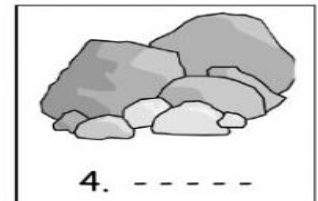
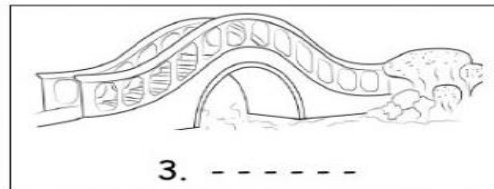

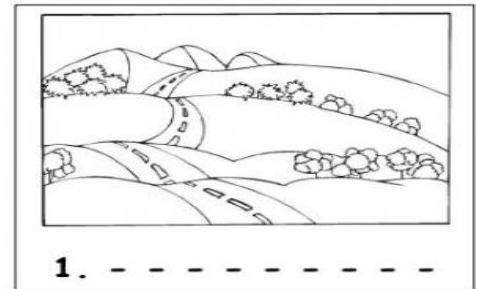


NOMBRE DEL DOCENTE: **JHON HEILER GARCIA MOSQUERA**
CONTACTO: **3102715424** CORREO: **ingles.rdb89@gmail.com**
AREA: **INGLÉS** GRADO: **8** GRUPO: **1 y 2** FECHA: _____
NOMBRE DEL ALUMNO _____






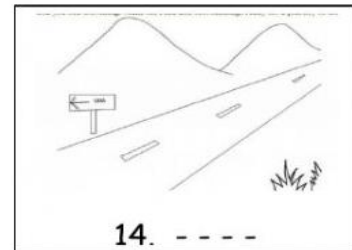



TALLER # 10

Realizar los ejercicios que se encuentran en cada imagen y traducir cada ejemplo.

rocks	bridge
railway	river
windmill	landscape
island	beach
lake	lighthouse



house	plateau
mountains	forest
bay	plain
sea	windfarm
cliff	road



Fuente:
https://es.liveworksheets.com/worksheets/en/Social_Studies/Land_forms/land_features_an4313rj