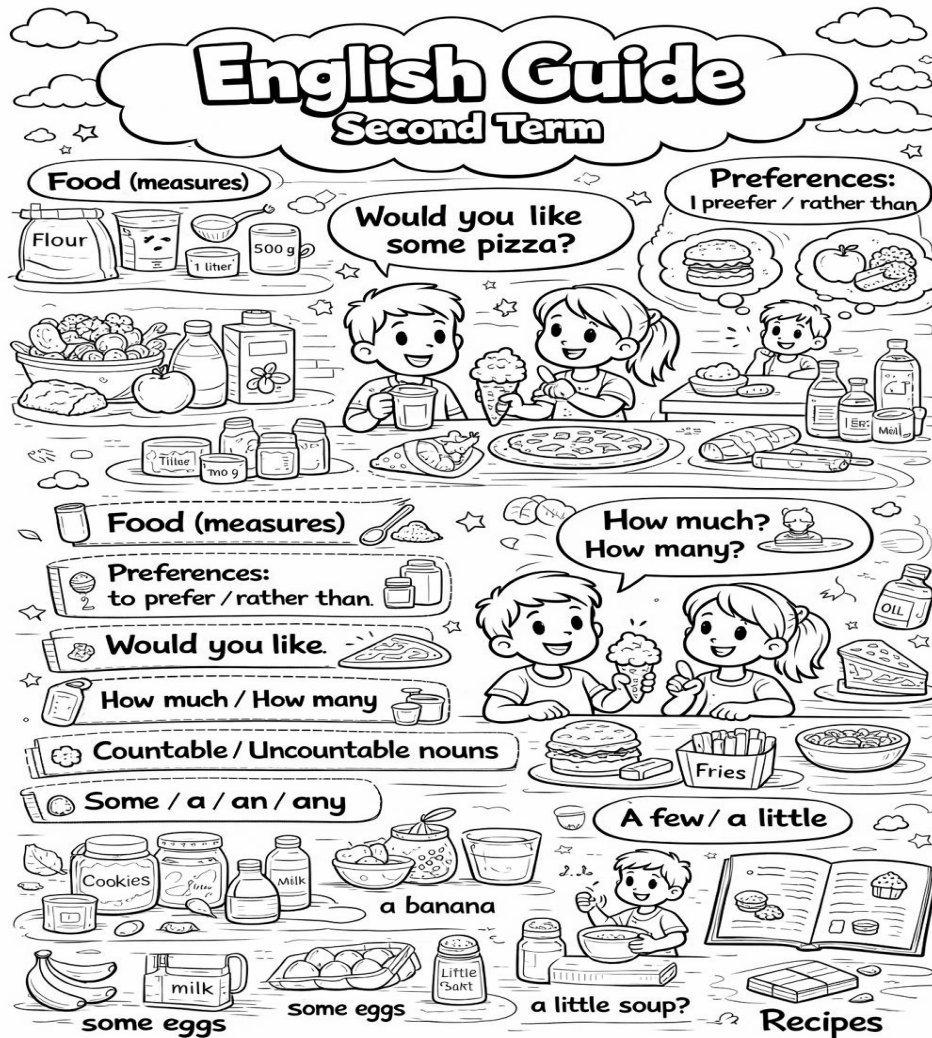




EDUCATIONAL GUIDE # 2nd TERM
SEVENTH GRADE- SECOND TERM
7°1
TEACHER: VERONICA MARIN



componente	Saber conceptual	Indicadores de desempeño
Escucha Lectura Producción escrita Producción oral	<ul style="list-style-type: none"> • Food • Food (measures) • Preferences: to prefer / rather than. • Would you like • How much /How many. • Countable / uncountable nouns. • Some / a / an / any. • A few / a little. • Recipes 	<ul style="list-style-type: none"> -Comprende e interpreta textos en inglés. -Produce textos escritos teniendo en cuenta la temática estudiada en clase. (food, countables and uncountables) -Elabora una presentación en la que explica una receta indicando los ingredientes y su preparación.



TOPIC 1: FOOD

Food is what we eat and drink every day.

Examples:


I eat rice.

I drink juice.

I like pizza.

FOOD VOCABULARY

Activity 1: Look for the words in the dictionary, write them in the space and choose countable and uncountable



14. _____ (c/u)
15. _____ (c/u)
16. _____ (c/u)
17. _____ (c/u)
18. _____ (c/u)
19. _____ (c/u)
20. _____ (c/u)
21. _____ (c/u)
22. _____ (c/u)
23. _____ (c/u)
24. _____ (c/u)
25. _____ (c/u)

1. _____ (c/u)
2. _____ (c/u)
3. _____ (c/u)
4. _____ (c/u)
5. _____ (c/u)
6. _____ (c/u)
7. _____ (c/u)
8. _____ (c/u)
9. _____ (c/u)
10. _____ (c/u)
11. _____ (c/u)
12. _____ (c/u)

Answer: What is your favorite food?





INSTITUCIÓN EDUCATIVA YERMO Y PARRES



Activity 2: Classify the food vocabulary using the words in activity 1.

Carrot – apple – rice – chicken – milk – cake – banana – fish – bread – cheese – juice - ice cream – tomato – egg – yogurt – water – beef – orange – cookies – lettuce – pasta – soda – chocolate – corn Spinach – strawberries – salmon – butter – cupcake – cucumber – pineapple – lentils – shrimp – broccoli – watermelon- cereal – turkey – smoothie – pancakes- beans – cheesecake – yogurt- mango

vegetable	Fruit	Grains & dairy	Meat and fish	drinks	sweets

Activity 3: Write 6 sentences using I like  and I don't like 

Example: I like bananas

- _____
- _____
- _____
- _____
- _____
- _____



TOPIC 2: COUNTABLE & UNCOUNTABLE NOUNS

Countable and Uncountable Nouns

In English, we have special words called nouns. These words tell us about things. Some things can be counted, like one apple, two bananas, three pencils, etc. These are called countable nouns.



Countable nouns usually need 'a', 'an' or 'the' at the beginning, or an 's' if there is more than one:



an apple



five bananas



the dog



some oranges

Other things can't easily be counted, like juice or rice. These are called uncountable nouns. They can also have 'the' at the beginning, but not 'a' or 'an'. You can't add an 's', either, but you can use 'some':



the juice ✓



some ice cream ✓



a sand ✗















waters ✗



INSTITUCIÓN EDUCATIVA YERMO Y PARRES



Activity 1: Write C countable noun and U for uncountable noun.

1.  [.....]	2.  [.....]	3.  [.....]
4.  [.....]	5.  [.....]	6.  [.....]
7.  [.....]	8.  [.....]	9.  [.....]
10.  [.....]	11.  [.....]	12.  [.....]

Activity 2: Look at the words below. Which sentences do they belong in?

- juice pencil apple chair candy glass

- I like to eat an _____ for a snack.
- I am thirsty, can I have some _____ please?
- I need a _____ to do my homework.
- I love to eat _____ after dinner.
- I am tired, I need to sit in a _____.
- I am thirsty, can you give me a _____ please?

Activity 3: Choose two countable and two uncountable nouns and write sentences about them, like the examples:

- I love eating ice cream, it's my favorite.
- My sister has a silver pencil case.

- _____
- _____
- _____
- _____



Activity 4: Choose the Correct Option

1. I have (a / some) milk.
2. She eats (a / an) apple.
3. We need (a / some) rice.
4. He wants (a / an) orange.
5. There is (a / some) sugar.
6. I buy (a / an) egg.
7. They drink (a / some) water.
8. She eats (a / some) bread.

Activity 5: Complete with A or AN

1. ___ apple
2. ___ banana
3. ___ egg
4. ___ orange
5. ___ carrot
6. ___ ice cream
7. ___ tomato
8. ___ onion
9. ___ hamburger
10. ___ avocado


TOPIC 3: HOW MUCH / HOW MANY

Ask about quantity


¿ Debo usar
HOW MUCH o
HOW MANY?

HOW MUCH

Cantidad incalculable

apple 

Qué respuesta espero?

- Poca, bastante, cantidad medida 


ESTRUCTURA

How much + sust.


- How much milk is there?
- Hay un poco.
- There is a little. 

HOW MANY

Cantidad calculable

egg 

Uno, dos, varios


- Hay dos. 

EJEMPLOS


How many + sust.

- How many eggs are there?
- Hay dos.
- There are two. 


**COUNTABLE
(HOW MANY)**



Eggs




Apples




Bananas


**UNCOUNTABLE
(HOW MUCH)**



Bread



Milk



Rice



INSTITUCIÓN EDUCATIVA YERMO Y PARRES



Activity 1: Quick Review

Part 1: Complete the rule:

We use How many with _____ nouns.

We use How much with _____ nouns.

Part 2: Choose the Correct Option

Circle the correct answer.

- How (much / many) apples are there?
- How (much / many) milk do you drink?
- How (much / many) eggs do we need?
- How (much / many) rice is in the bowl?
- How (much / many) bananas are on the table?
- How (much / many) water do you want?
- How (much / many) tomatoes are there?
- How (much / many) sugar do we need?

Part 3: Complete the Questions

Use **How much** or **How many**.

- _____ bread is there?
- _____ oranges do you have?
- _____ cheese do we need?
- _____ carrots are in the fridge?
- _____ juice do you drink?
- _____ cookies are on the plate?
- _____ pasta is in the pot?
- _____ strawberries do we have?

TOPIC 4: SOME / ANY / A / AN

English Grammar

A - An - Some - Any

A / AN + singular countable nouns

A + CONSONANT SOUND There is **a** bottle on the table.

AN + VOWEL SOUND There is **an** apple on the table.

SOME / ANY + plural countable nouns & uncountable nouns

+ affirmative **SOME** There is **some** cheese in the fridge.

- negative **ANY** There isn't **any** cheese in the fridge.

? questions * **ANY** Is there **any** cheese in the fridge?

		Countable SINGULAR	Countable PLURAL	UNCOUNTABLE
+	affirmative	A / AN	SOME	SOME
-	negative	A / AN	ANY	ANY
?	questions *	A / AN	ANY	ANY

*** EXCEPTIONS**

		Countable PLURAL	UNCOUNTABLE
?	questions 1. offer Would you like some ... ?	SOME	SOME
?	questions 2. ask for Can I ... some ... ?	SOME	SOME
?	questions 3. suggest Why don't we ... some ... ?	SOME	SOME

www.grammar.cl
www.woodwardenglish.com
www.vocabulary.cl



Part 1: Complete with some or any

Complete the sentences.

1. I have _____ apples.
2. There isn't _____ milk in the fridge.
3. We need _____ rice.
4. Do you have _____ eggs?
5. She doesn't have _____ sugar.

6. There are _____ bananas on the table.
7. Is there _____ juice?
8. They don't have _____ bread.
9. I want _____ water.
10. Are there _____ tomatoes?

Activity 3: write the correct letter according to the pictures.

READING COMPREHENSION

At the Supermarket

Read the text carefully.

Sofia goes to the supermarket on Saturday. She wants to make a cake and a salad. First, she buys some flour, some sugar, and some eggs for the cake. She also needs some milk, but there isn't any milk in the store.

For the salad, she buys some tomatoes, some lettuce, and some carrots. She looks for cheese, but she doesn't find any cheese. She also wants juice. There is some orange juice, so she buys a bottle.

At the end, Sofia doesn't buy any butter because she already has some at home.

Part 1: Choose the Correct Option. Choose **some** or **any** according to the reading.

1. Sofia buys _____ flour.
a) some
b) any
2. There isn't _____ milk in the store.
a) some
b) any
3. She buys _____ tomatoes for the salad.
a) some
b) any
4. She doesn't find _____ cheese.
a) some
b) any



5. There is _____ orange juice in the store.

- a) some
- b) any

6. She doesn't buy _____ butter.

- a) some
- b) any

Part 2: True or False. Write T (True) or F (False).

Sofia goes to the supermarket on Sunday. _____

She buys ingredients for a cake. _____

There is milk in the store. _____

She finds cheese. _____

She buys orange juice. _____

She has butter at home. _____

Part 3: Short Answers. Answer in complete sentences.

Why does Sofia go to the supermarket? _____

What does she buy for the cake? _____

Why doesn't she buy butter? _____

TOPIC 5: A FEW / A LITTLE

uncountable

a little
some, enough
a small amount

... but he found a little more in the fridge.

countable

a few
some, enough
a small amount

...but he got a few more from his granny.

LITTLE, A LITTLE, FEW, A FEW EN INGLÉS

★ Little - A little

Ambas opciones expresan *poca cantidad* de algo. Se usan con sustantivos *incontables*.

- **Little:** poco o poca (no mucho-sentido negativo)
- **A little:** un poco (sentido positivo)

* I have **little** free time.
Tengo *poco* tiempo libre.

* I have **a little** free time now.
Tengo *un poco de* tiempo libre ahora.

★ Few - A few

Ambas opciones expresan *poca cantidad* de algo. Se usan con sustantivos *contables* en oraciones en *plural*.

- **Few:** pocos o pocas (no muchos-sentido negativo)
- **A few:** unos pocos, unas pocas, algunos, algunas. (sentido positivo)

* Ana has **few** dolls.
Ana tiene *pocas* muñecas.

* Ana has **a few** dolls.
Ana tiene *algunas* muñecas.



Activity 1: Look at the refrigerator and write 10 sentences using a few and a little.”



1. _____
2. _____
3. _____
4. _____
5. _____
6. _____
7. _____
8. _____
9. _____
10. _____

Activity 2: Choose the correct option according to the noun.

1. There is (a few / a little) **milk** in the fridge.
2. There are (a few / a little) **eggs** on the table.
3. We have (a few / a little) **rice**.
4. She eats (a few / a little) **cookies**.
5. There is (a few / a little) **juice** in the bottle.
6. There are (a few / a little) **tomatoes**.



Activity 3: Decide whether you have to use **a little** or **a few**.

1. Could I have _____ sugar for my tea, please?
2. If you want to make pancakes, you need _____ eggs and _____ flour.
3. Have you got _____ minutes? I need to talk to you.
4. When I am on holidays, I always write _____ lines home.
5. I have _____ headache.
6. Jane has invited _____ boys to her party.
7. There is still _____ work to do.
8. They sang _____ songs.
9. Would you like _____ more rice?



TOPIC 6: WOULD YOU LIKE

Make offers and invitations.

Activity 1: Complete the Dialogues

Complete the conversations with:

Would you like / I'd like / Yes, please / No, thanks / Can I have / Anything else

Dialogue 1

Waiter: Good afternoon. _____ something to drink?

Customer: Yes, please. _____ a lemonade.

Waiter: _____ anything to eat?

Customer: Yes, _____ a sandwich.



Dialogue 2

Waiter: _____ some dessert?

Customer: No, _____. I'm full.

Waiter: _____ anything else?

Customer: No, thank you.



Dialogue 3

Waiter: Hello! _____ to see the menu?

Customer: Yes, please.

Waiter: _____ the chicken or the fish?

Customer: I'd like the fish, please.

Activity 2: Role-Play – At the Restaurant

Work in pairs.

Student A = Waiter

Student B = Customer

Follow the instructions and create a short conversation (6–8 lines).

Student A (Waiter):

- Greet the customer.
- Offer a drink.
- Offer food.
- Ask about dessert.
- Say goodbye.

Student B (Customer):

- Order a drink.
- Order a main dish.
- Accept or refuse dessert.
- Say thank you.



INSTITUCIÓN EDUCATIVA YERMO Y PARRES



Activity: Write your dialogue here:

Activity 3: Create a Mini Menu

Create your own restaurant menu.

Include:

- ✓ 3 drinks
- ✓ 3 main dishes
- ✓ 2 desserts
- ✓ Prices



My Restaurant: _____

Drinks

1. _____ - \$ _____
2. _____ - \$ _____
3. _____ - \$ _____

Main Dishes

1. _____ - \$ _____
2. _____ - \$ _____
3. _____ - \$ _____

Desserts

1. _____ - \$ _____
2. _____ - \$ _____



TOPIC 7: PREFERENCES (prefer / rather than)

Would rather / Prefer to

Prefer ... to → To say what we prefer in GENERAL.

I **prefer** yogurt **to** soda.
Peter **prefers** bread **to** pancakes.
What do you **prefer**?



Would rather → To say what we prefer Specific situations.



I **would rather** eat carrots for lunch.
Mika **d rather** have steak for the party.
What **would** you **rather** have for dinner?



Contraction:
I'd rather...
She'd rather...
He'd rather...



1) Answer the questions following the example:



Example:



✓  What do you prefer eating?
I prefer eating mc Donald's to Burger king.  ✗

✗  Would you rather go to the doctor or have a toothache?
_____  ✓

✓  Would you rather go to the movie theater or go to the park?
_____  ✗

✗  Do you prefer sailing a boat or riding a bike?
_____  ✓

✓  Would you rather be a famous inventor or a famous singer?
_____  ✗

✗  Do you prefer living in the countryside or living in the beach?
_____  ✓



TOPIC 7: RECIPES

Recipe parts:

- Title
- Ingredients
- Steps

Example:

Title: Fruit Salad

Ingredients:

- 2 apples
- a little sugar
- some bananas

Steps:

1. Cut the fruit.
2. Mix.
3. Serve.



Activity 1: Organize the Recipe

Instructions:

- Read the steps of the recipe.
- Number them from 1 to 6 in the correct order.

Recipe: **Pancakes**

- () Add one cup of milk and two eggs.
- () Cook the pancakes in a hot pan for 2–3 minutes.
- () Mix one cup of flour and a little sugar in a bowl.
- () Pour a little oil into the pan.
- () Stir everything well.
- () Serve with some fruit or syrup.

Activity 2: Match Ingredients and Quantities

Instructions: Match the ingredients with the correct quantity. Write the letter next to the number.

Ingredients

1. ___ flour
2. ___ milk
3. ___ eggs
4. ___ sugar
5. ___ oil
6. ___ bananas

Quantities

- a. a little
- b. two
- c. a few
- d. one cup of
- e. a tablespoon of
- f. some

FINAL PROJECT: My Favorite Recipe

FINAL PROJECT: Writing

Create and present a simple recipe using grammar from the unit.

You must include:

- ✓ Title
- ✓ 5–8 ingredients (use: some / a / an / a few / a little)
- ✓ How much / How many
- ✓ At least 5 steps
- ✓ One preference sentence
- ✓ One offer sentence (Would you like...?)





Final Speaking Presentation:

Students present:

- Name of recipe
- Ingredients
- Why they prefer it

Links to practice:

1. <https://wordwallgames.com/game/73126542>
2. <https://wordwallgames.com/game/73995029>
3. <https://www.baamboozle.com/game/366152>
4. <https://www.baamboozle.com/game/424685>
5. https://www.youtube.com/watch?v=0QgwG6_Kkv4
6. https://www.youtube.com/watch?v=r_7jPNwJ9pM
7. <https://www.youtube.com/watch?v=cisieLjHj0Y>
8. <https://en.islcollective.com/english-esl-video-lessons/vocabulary-practice/tappable-pictionary/food-supermarket-foods/471450>
9. <https://wordwall.net/es-ar/community/food/games>