



INSTITUCIÓN EDUCATIVA YERMO Y PARRES




GUÍA DIDÁCTICA INGLÉS

GRADO: 2 - Periodo: 2

Profesora:

Delia Irene Gomez




Pertenece a: _____

SABERES CONCEPTUALES

1. My school: classroom
2. My house Places
3. My Body parts
4. animals

INDICADORES DE DESEMPEÑO

- Reconoce las partes de la escuela
- Identifica el nombre de las partes de la casa.
- Diferencia las partes del cuerpo en ingles
- Lee y escribe los nombres de los animales




WORKSHOP 1 BODY PARTS


ACTIVITY 1


1. COMPLETE THE BODY PARTS


1. a _ _ 


2. m _ _ t _ 


3. f _ _ t 


3. f _ _ g _ r 


4. h _ i _ 


5. t _ _ th 

7. e _ _ s 



















6. h _ _ d 

8. h _ _ d 

10. e _ r _ 

9. n _ s _ 

2. Write the body part according to the image

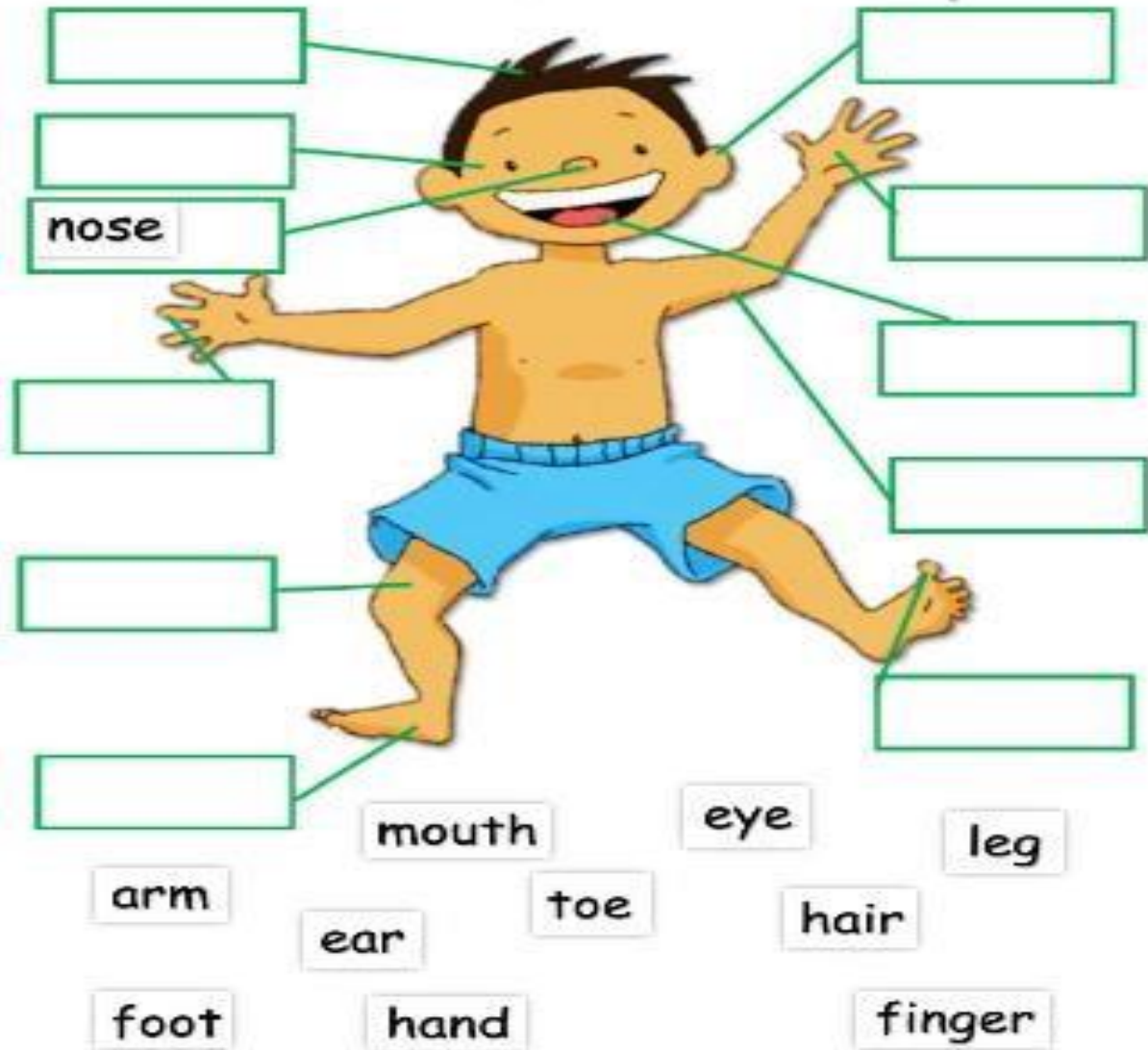
			
			
			
			
			
			
			
			
			

3. Draw according to the name of the body part

ear		arm	
eye		back	
mouth		legs	
nose		hand	
hair		face	
lips		shoulder	
finger		knee	
foot		neck	
head		tongue	

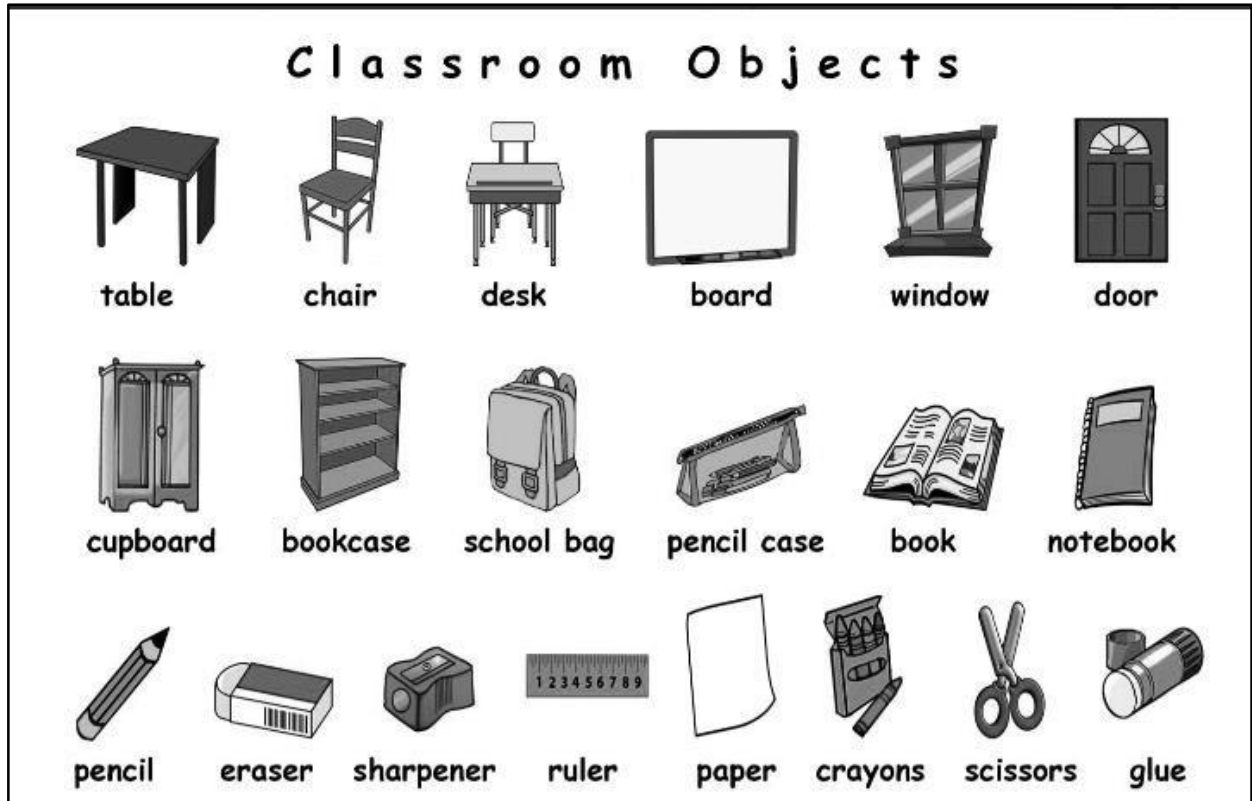
4. Write the part of the body the corresponding place

Parts of the Body



2. WORKSHOP OBJECTS IN THE CLASSROOM

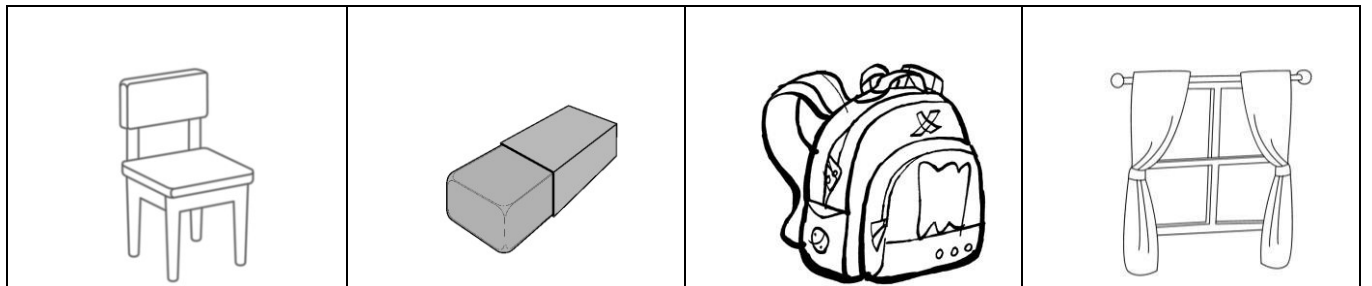
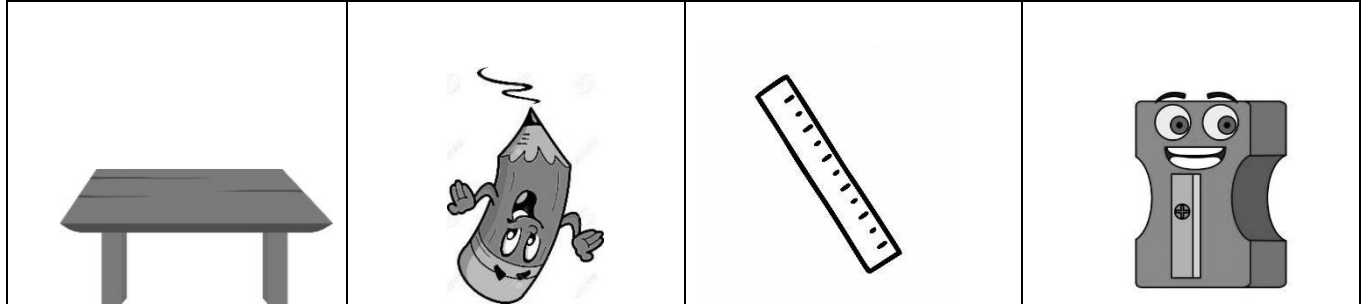
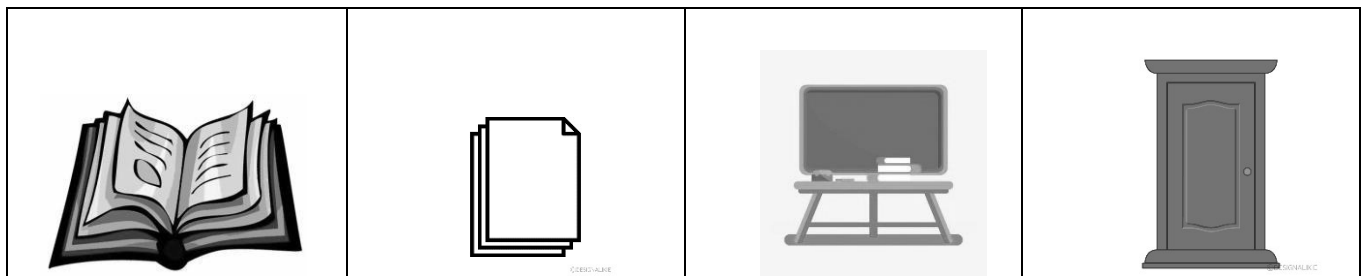
1. We are going to learn about the objects in the classroom
2. The teacher will pronounce the objects in the classroom



3. Draw and write, in English, the name of six objects you can see in class.

4. Read the Word, write the word under the right picture

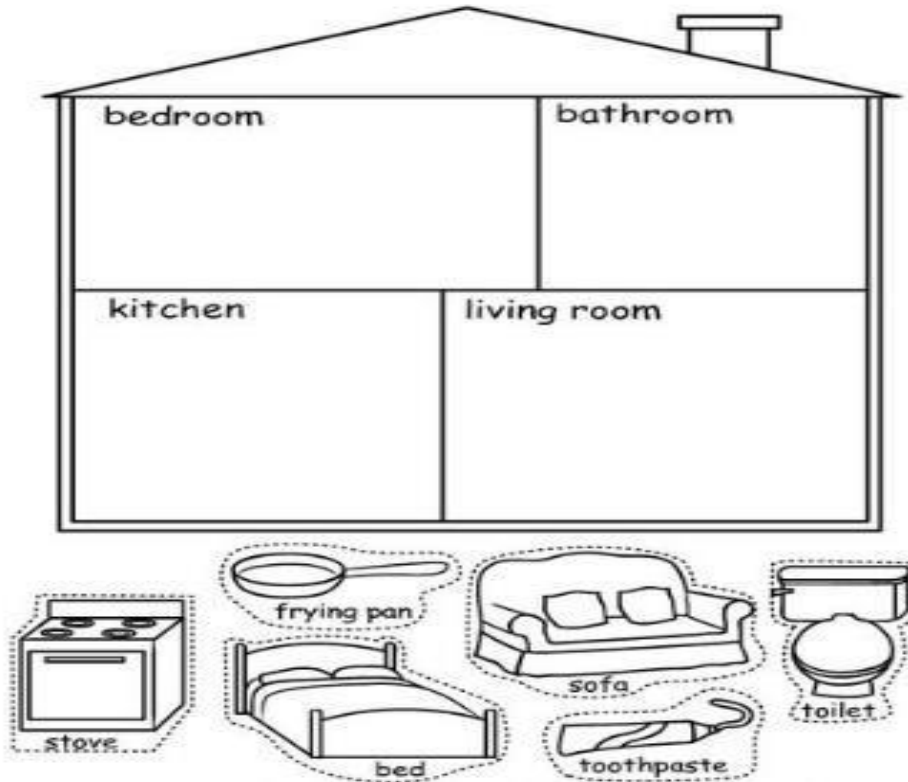
table	chair	board	window
book	pencil	door	ruler
eraser	paper	School bag	sharpener



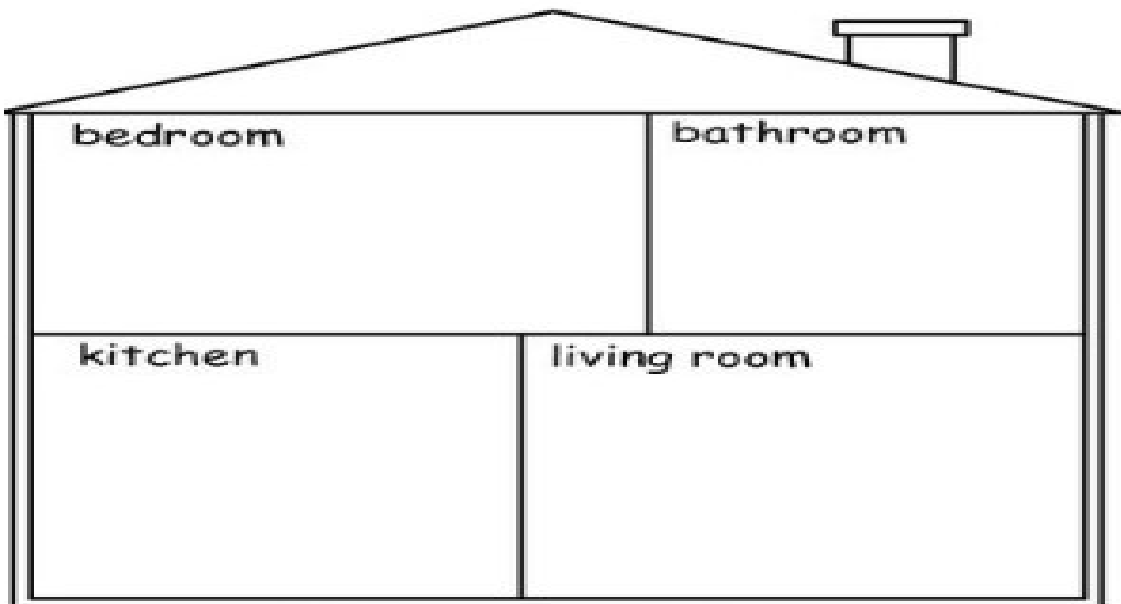
WORKSHOP 3 MY HOUSE

1. Indicates the place in the house that corresponds to the object. Join with a line

Around the House




2. Complete each part of the house drawing furniture and objects




Work shoop 4 The animals

1.Color the animals

Write in the blanks and color:
HEN, ROOSTER, HORSE, CAT, SHEEP, MOUSE,
CHICK, DUCK, PIG, COW, DOG, RABBIT.



2. Match each animal with the corresponding name. Color the pictures




dog



fish


cat



butterfly



pig




dolphin



whale



chicken




3. Read and color the right answer



Can you run ?

Yes, I can.

No, I can't.



Can you walk ?

Yes, I can.

No, I can't.



Can you fly ?

Yes, I can.

No, I can't.



Can you run ?

Yes, I can.

No, I can't.



Can you jump ?

Yes, I can.

No, I can't.



Can you swim ?

Yes, I can.

No, I can't.



Can you climb?

Yes, I can.

No, I can't.



Can you run ?

Yes, I can.

No, I can't.

4. Draw your favorite animal

The image contains two main sections. The top section features 15 individual animal illustrations arranged in three rows. Each illustration is accompanied by its name in lowercase letters: fox, eagle, deer, dog, rooster, hen, frog, cow, cat, sheep, duck, horse, bull, turkey, rabbit, and pig. The bottom section is a farm scene with a fence in the foreground and a barn in the background. Various farm animals are scattered throughout: a cow, a horse, a chicken, a sheep, a pig, a turkey, a duck, a cat, a dog, and a rabbit. Each animal has a name written below it with some letters missing, indicated by a blank space or a line. The words are: C_w, H_rs_, R_st_r, Sh_p, P_g, Ch_ck_n, T_rk_y, C_t, D_ck, and D_g. A speech bubble on the left side of the farm scene contains the text: "4 Complete the name of the animals".

FARM ANIMALS

R _st_ r

C_w

H_rs_

Sh_p

P_g

Ch_ck_n

T_rk_y





C_t

D_ck

D_g

4 Complete the name of the animals

Brincando de colorir



FICHA DE AUTOEVALUACIÓN



SIEMPRE



A VECES



NUNCA



ESCUCHO A MI
MAESTRA CON
ATENCIÓN



CUMPO CON LOS
DEBERES



ESTOY APRENDIENDO



HABLO BAJITO



LEVANTO MI MANO
PARA HABLAR



CUIDO Y ORDENO
LOS MATERIALES



MIS CUADERNOS
ESTÁN BIEN
PRESENTADOS



RESPECTO A MIS
COMPAÑEROS Y
COMPAÑERAS

