

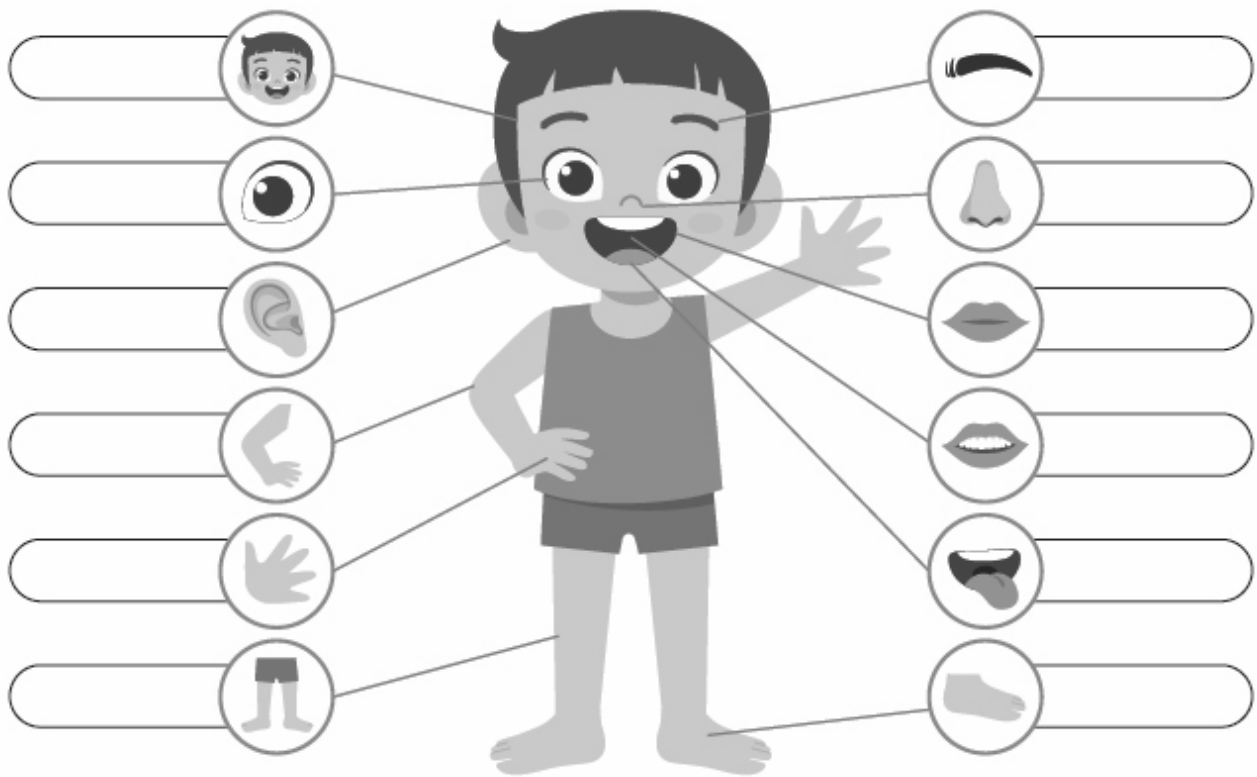


INSTITUCIÓN EDUCATIVA YERMO Y PARRES

UNIDAD DIDÁCTICA INGLÉS

GRADO: SEGUNDO

2° PERIODO 2024



EYEBROW MOUTH HAND EYE LIP TONGUE

HEAD NOSE FOOT ARM EAR LEG

NAME: _____

TEACHER: NATALIA QUINTERO

CONTENIDOS DE APRENDIZAJE

- My school: classroom
- My house Places
- My Body parts
- Animals

OBJETIVOS DIDÁCTICOS

- Reconoce las partes de la escuela
- Identifica el nombre de las partes de la casa.
- Diferencia las partes del cuerpo en ingles
- Lee y escribe los nombres de los animales

WORKSHOP 1 BODY PARTS

ACTIVITY 1

1. Complete the body parts

1. a _ _ 


2. m _ _ t _ 


3. f _ _ t 

3. f _ _ g _ r 


4. h _ i _ 


5. t _ _ th 

7. e _ _ s 



















6. h _ _ d 

8. h _ _ d 

10. e _ r _ 

9. n _ s _ 

2. Write the body part according to the image

3. Draw according to the name of the body part

ear		arm	
eye		back	
mouth		legs	
nose		hand	
hair		face	
lips		shoulder	
finger		knee	
foot		neck	
head		tongue	

4. Write the part of the body in the corresponding place.

Parts of the Body

nose

mouth

eye

leg

arm

ear

toe

hair

foot

hand

finger

Activity 2 . OBJECTS IN THE CLASSROOM


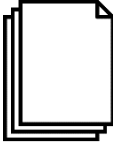




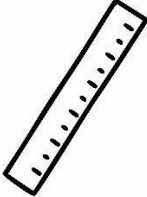


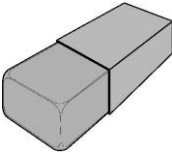

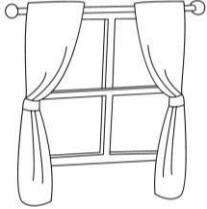
1. The teacher will pronounce the objects in the classroom.



2. Draw and write, in English, the name of six objects you can see in class.

3. Read the Word, write the word under the right picture

table	chair	board	window
book	pencil	door	ruler
eraser	paper	School bag	sharpener

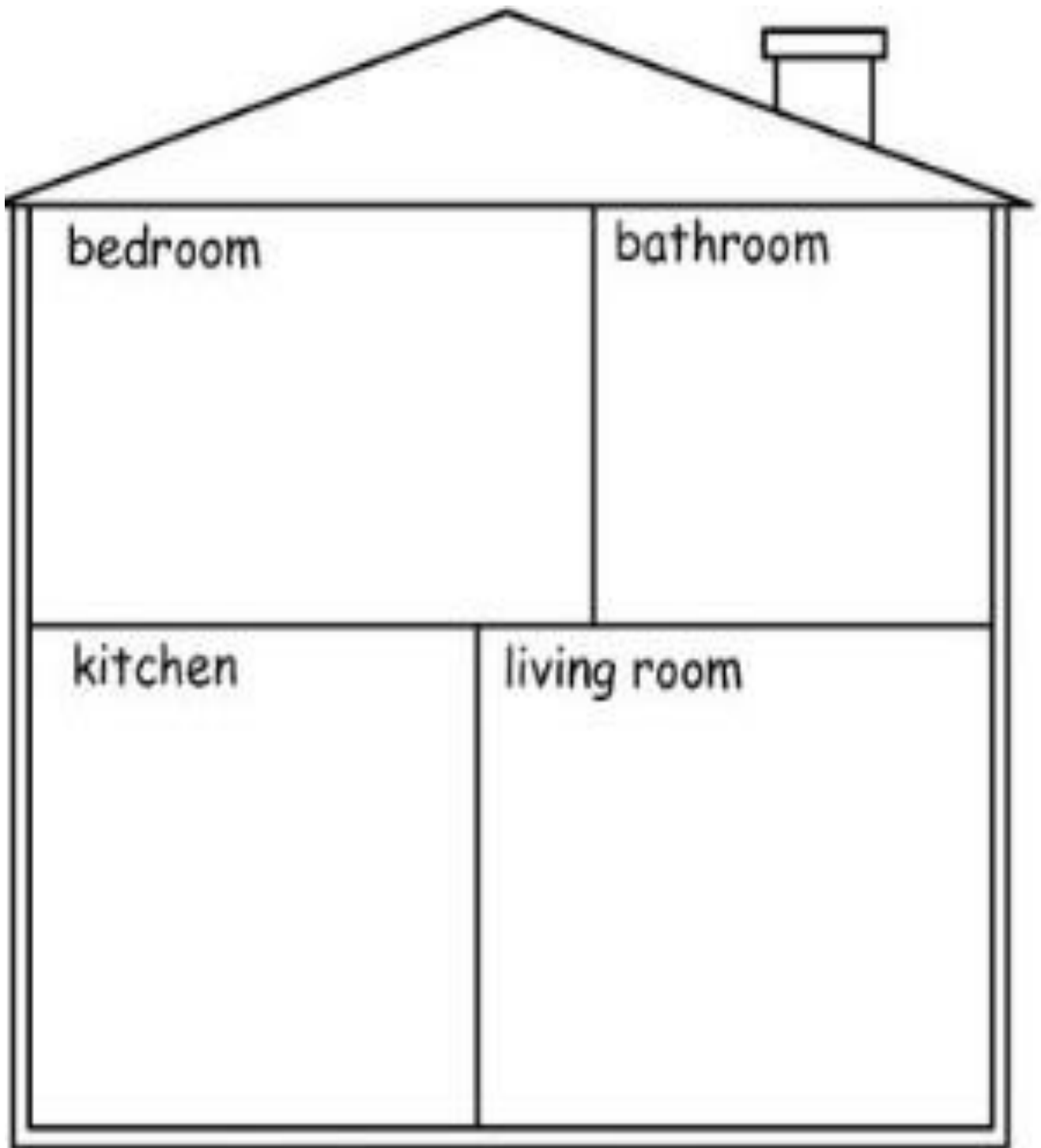
			
			
			

Activity 3 MY HOUSE

1- Read and color according to the instructions



The door is green
The roof is red and orange
The stairs are yellow
The windows are blue
The chimney is black




2. Complete each part of the house drawing furniture and objects.


Activity 4. The animals

1. Color the animals


Write in the blanks and color:
HEN, ROOSTER, HORSE, CAT, SHEEP, MOUSE,
CHICK, DUCK, PIG, COW, DOG, RABBIT.



2. Match each animal with the corresponding name. Color the pictures.



dog




fish

cat



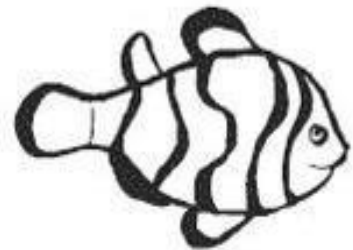
butterfly




pig




dolphin



whale



chicken



3. consult and match each animal

MATCH

DRAGONFLY
BETLES
DUCKS
FROG
FISH
BUTTERFLY
CANARY
DOLPHIN
ELEPHANT
GIRAFFE
HORSE
LION
MONKEY
MOUSE
PANDA
RABBIT
SHARK
SNAKE
TIGER
WHALE

PEZ
MARIPOSA
ELEFANTE
ESCARABAJOS
CANARIO
PAGOS
LIBELULA
RANA
DELFIN
LEÓN
MONO
PANDA
CABALLO
GIRAFÁ
TIGRE
BALLENA
RATÓN
CONEJO
SERPIERENTE
TIBURÓN

4. Draw your favorite animal



FARM ANIMALS

R__st__r



C_w



H_rs_



Ch_ck_n



Sh__p



P_g



T_rk_y



C_t



D_ck



D_g

5. Complete the name of the animals and paint



fly



octopus



fish



fox

E O C T O P U S P
 F H R I F O A N A
 L E F S I H R E R
 Y N O U S E C I R
 A F X E H I R F O
 H I P P O S A E T
 S J A R T E B L O
 B U T T E R F L Y



hippo



parrot



crab



butterfly