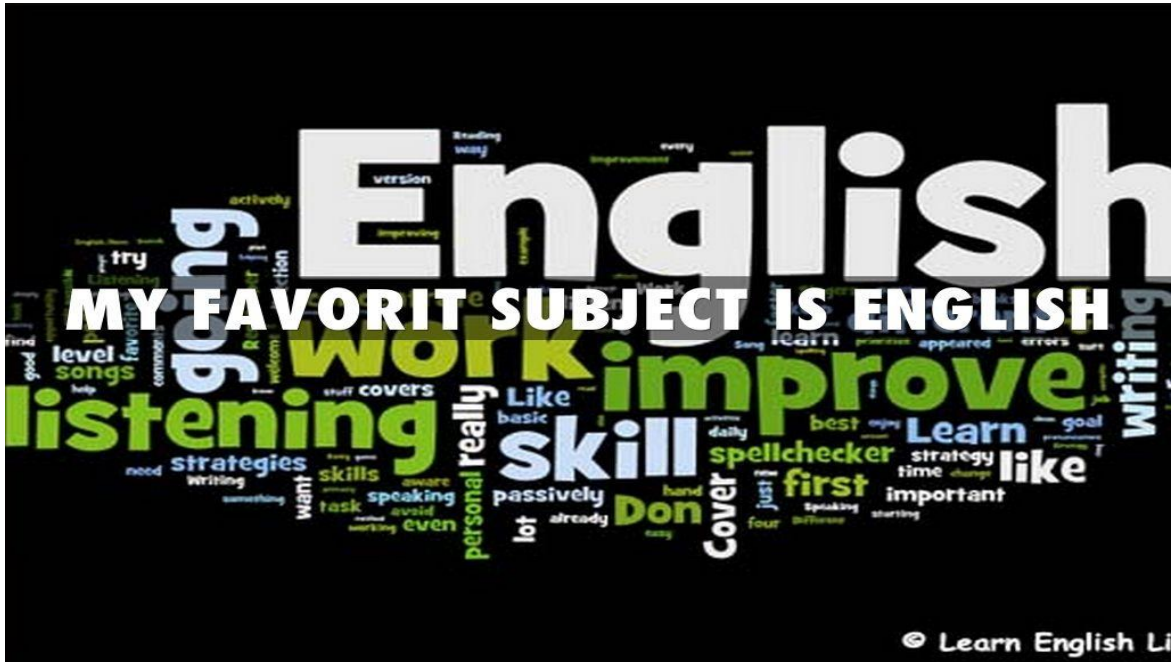




INSTITUCION EDUCATIVA YERMO Y PARRES

LENGUA EXTRANJERA (INGLES)

GRADO CUARTO CUARTO PERIODO



Temas:

- OCUPACIONES
- LUGARES DE LA CIUDAD
- PREPOSICIONES DE LUGAR

INDICADORES DE DESMPEÑO

- Reconoce ocupaciones comunes de su ciudad
- Identifica el lugar donde se desempeña cada oficio
- Establece la ubicación de algunos sitios utilizando las preposiciones de lugar

TEACHER YANETH ROJAS

DATE: _____

NAME: _____

GRADE: FOURTH



Activity one:


Look the video, read the dialogue and write the important vocabulary



Vacation		Friends	
Sun		Orange juice	
I like		Noses	
I can		Ears	
sing		hair	



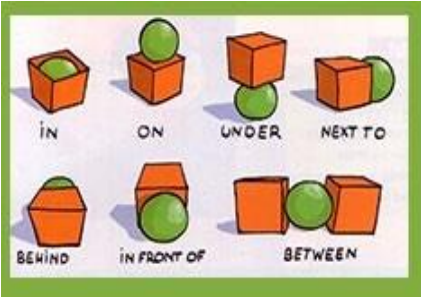
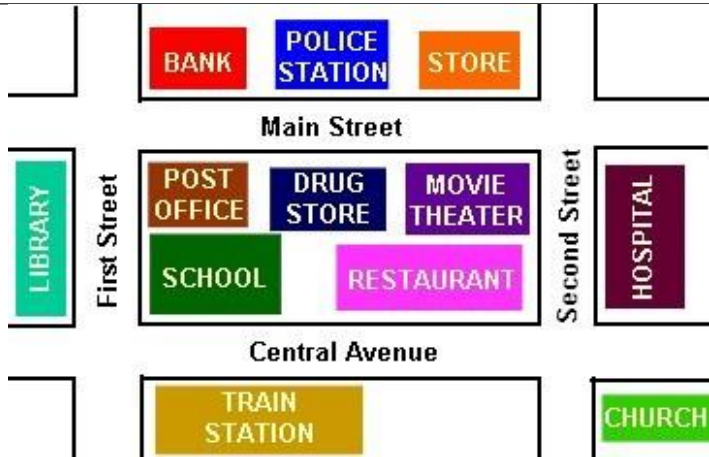
Activity two: complete the occupation and them complete the sentences



The nurse works in the hospital, behind bakery
The secretary works in the factory, between hospital and church
The pilot work in the airport next zoo, and restaurant
The teacher works in the school, in front zoo



Activity three: look at the prepositions and answer the questions on the map

	
---	--

Where is the bank?
What place is in front of the library?
Where is behind movie theatre
What place is between post office and movie theatre?
Where is the church?
What places are in front the hospital

NEW VOCABULARY

Place		station	
Where		movie	
First		store	
Street		drug	
avenue		second	



Activity four: complete

Father		mechanic	
brother		student	
mother		Housewife	
grandmother		vet	
his		is	
her		a	

This is Nick's family.

His

is a

His

is a

.....


.....

.....

.....



when		musician	
Grows up		teacher	
wants		doctor	
To be		vet	
She		he	



When Jenny grows up,
she wants to be a



When Molly grows up,
she wants to be a



When,
he



When,
he



Activity five: look the video, read and translate the sentences using pronouns and verb To Be



We are not painters in the school
They are arts` students
He is a magic bear
She is Benji`s friend
We are in the classroom
They are drawing a dog
She and he like the art class



Activity six: translate the places

	La oficina de correos		El estadio		El aeropuerto		El parque
	La gasolinera		La biblioteca		La librería		El cine
	El restaurante		El café		La iglesia		La farmacia
	El museo		La escuela		El centro comercial		El mercado
	policía		El hotel		La carnicería		El hospital
			La panadería		El banco		El supermercado
			La piscina				La tienda

Draw and color a big city with this instructions



The church is in front the park	The school is in front the restaurant
The drug store is next the park and in front the hospital	The church is between the hospital and the school
The hospital is next the church	The restaurant is next the park
The petstore is next the drug store and in front the park	The library is next the restaurant and in front the park
The petstore is between the drug store and bakery	The bakery is next pet store and in front the bank
The bank is next the hotel and in front the bakery	The museum is next library and in front the station police
The hotel is between bank and station police	the park is in the middle of everything

Activity seven: complete the store with the words



The diagram features a central yellow oval containing a list of items: T-shirt, skateboard, chocolate cake, cheese, milk, love stories, sports books, chicken, cream cake, ball, skirt, mystery books, doll, cat, dog, bird, scarf. Surrounding this central oval are six store cards, each with a title and a list of three dotted lines for writing:

- supermarket** (orange card): Includes an illustration of a shopping cart.
- bakery** (blue card): Includes an illustration of a wooden spoon with a piece of bread on it.
- book store** (yellow card): Includes an illustration of a bear character standing on a stack of books, holding two shopping bags.
- toy store** (pink card): Includes an illustration of a teddy bear.
- pet store** (purple card): Includes an illustration of a goldfish in a bowl.
- clothing store** (green card): Includes an illustration of a red t-shirt.



Activity eighth: color and write the names using the word: one / some

			 <p>Some soldiers</p>
			
		 <p>One farmer</p>	
	 <p>Some dancer</p>		



Activity nine: translate and complete



Hello, I'm Mary.
I get up at six o'clock.
I'm a



Hello, I'm Alfred. I go to school
at a quarter past eight.
I'm a



Hello, I'm Patrick. I go to
work at half past eight.
I'm a



Hello, I'm Sara.
I go to work at eight o'clock.
I'm a



Hello, I'm Ben. I go to work
at half past seven.
I'm a



Hello, I'm Martina. I start
my lesson at two o'clock.
I'm a


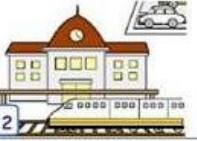







Activity ten: find the places` names and complete


1  2  3  4  5 

6  7  8  9  10 

11  12  13  14  15 

16  **F** _____

17  **C** _____

18  **M** _____

N K L Y E G M T O N F N N Y G E R
 F O Q L C S S U E U O E O R V T E
 U U I W A I U W E I T S I A C R S
 N F N T M H S O T S C L T R E A T
 F G I E A A N A H H U D A B C V A
 A X H R G T T W O T B M T I E U
 I C J E E S S O O C R I S L F L R
 R C N I H S L E I T N U L D F A A
 P T O C C V T R C E P L O V O G N
 T R A I N S T A T I O N R C T E T
 L O A I R P O R T E L C T I S N E
 C L A T I P S O H I M O E C O T U
 Z O C S U C R I C W O P P T P J Q
 C H U R C H R K R G H N L A P H S
 T E K R A M R E P U S X Z E R O O
 Y R E K A B P L A Y G R O U N D M


25  **M** _____

24  **C** _____

23  **T** _____

19  **R** _____

20  **S** _____

21  **B** _____

22  **N** _____